

Halyard



Halyard Nitril-Handschuhe PUREZERO HG3 weiß #CLN3031MD

pure¹¹-Nr.: 1105011, Marke: Halyard

Eigenschaften

- Marke: Halyard
- Handschuhtyp: Dünnsfilm
- Länge in cm: 30,5 cm
- Chemikalienbeständigkeit - Typ: Typ C
- Puderfrei
- Material: Nitril
- Texturierte Fingerspitzen
- Zytostatikageeignet
- Lebensmittelkonformität
- Silikonfrei
- Vulkanisationsbeschleunigerfrei
- Verpackungsform: Beutel
- AQL (Acceptable Quality Level)-Wert: 0,65
- Chemikalienbeständig gegen Isopropanol (100%): Level 3 (60-120min)
- Chemikalienbeständig gegen Isopropanol (70%): Level 3 (60-120min)
- Länge in Inches: 12 In
- Latexfrei
- Materialzusammensetzung: Reinmaterial
- Oberflächenbeschaffenheit: griffig

Empfohlene

Reinraumklassen

ISO 3|4|5|6|7|8|9

GMP C|D



- Reißfestigkeit EN 455-2 ASTM in MPa: 20-30
- Schutz vor Blut und Körpersekreten ISO 16604:2004
- Passform Hand: beidhändig
- Viren-/Mikroorganismenschutz EN ISO 374-5:2016
- Wandstärke Mittelfinger in mm: 0,16 mm

Material

- Nitril

Verpackung

- 1000STK

Produktvarianten

pure¹¹-Nr.: 1105011WHM, Halyard Nitril-Handschuhe PUREZERO HG3 weiß #CLN3031MD

Farbe: Weiß; Größe: M / VE: 1000STK

pure¹¹-Nr.: 1105011WHL, Halyard Nitril-Handschuhe PUREZERO HG3 weiß #CLN3031LG

Farbe: Weiß; Größe: L / VE: 1000STK

pure¹¹-Nr.: 1105011WHS, Halyard Nitril-Handschuhe PUREZERO HG3 weiß #CLN3031SM

Farbe: Weiß; Größe: S / VE: 1000STK

pure¹¹-Nr.: 1105011WHXL, Halyard Nitril-Handschuhe PUREZERO HG3 weiß #CLN3031XL

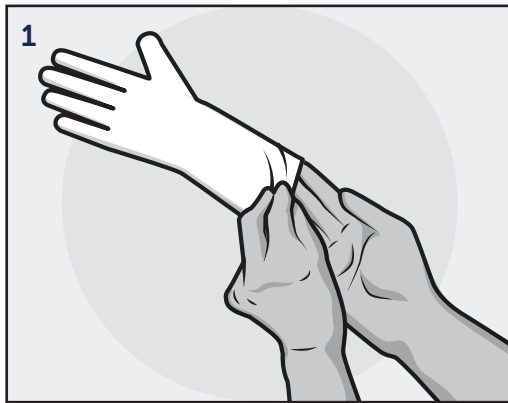
Farbe: Weiß; Größe: XL / VE: 1000STK

pure¹¹-Nr.: 1105011WHXS, Halyard Nitril-Handschuhe PUREZERO HG3 weiß #CLN3031XS

Farbe: Weiß; Größe: XS / VE: 1000STK

GUIDE TO DONNING AND DOFFING OF NON-STERILE CLEANROOM GLOVES

DONNING GLOVES



1 Grasp the beaded cuff of one glove and carefully pull over the opposite hand.



2 Gently ease the glove up over the hand and wrist.



3 Grasp the second glove at the edge of the beaded cuff.

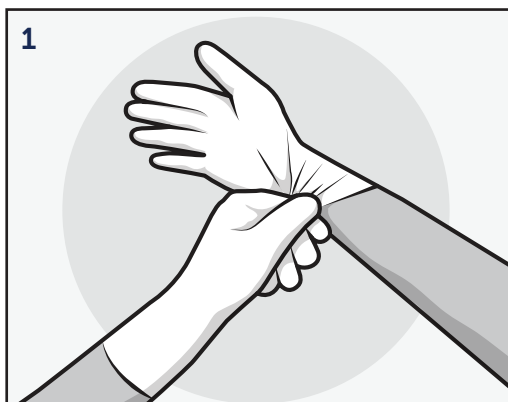


4 Gently ease the glove up over the hand and wrist.

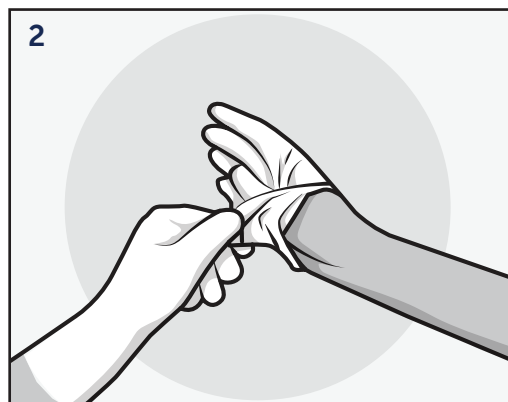


5 You are now ready to perform your task.


DOFFING GLOVES



1 Grasp the exterior of one glove with your other gloved hand.



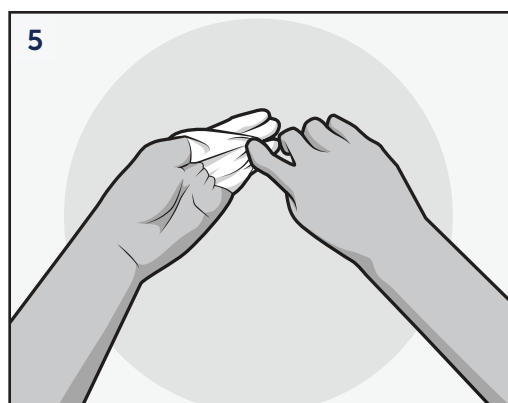
2 Carefully pull the glove off your hand, turning it inside-out.



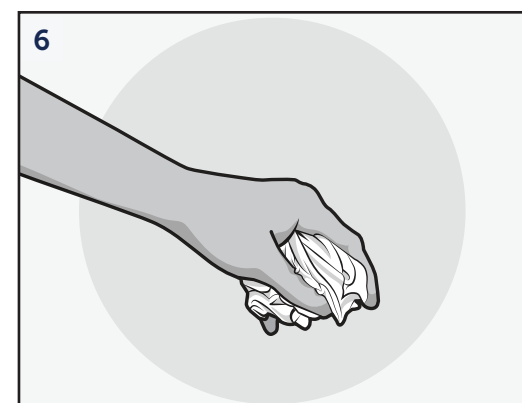
3 Ball the glove up and hold in your other gloved hand.



4 Slide your ungloved fingers into the opening of the other glove.



5 Carefully pull the glove off your hand, turning it inside-out and wrapping it around the doffed glove in your palm.



6 Discard appropriately.

For more information, contact your HALYARD* representative or distributor, or visit www.purezerogloves.com